



BEACH HATCHERY LTD.

an addition to the export

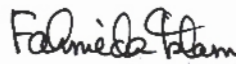
REF :

DATE :

**BEACH HATCHERY LTD.
BALANCE SHEET
(Un-Audited)
As of September 30, 2012**

Sl. No.	Particulars	Amount (Tk.) 30.09.2012.	Amount (Tk.) 31.12.2011.
1.	SOURCE OF FUND		
a)	Shareholders Fund	432,566,363	393,346,483
	Share Capital	311,696,000	283,360,000
	Retained Earning	104,496,559	65,276,679
	Proposed Stock Dividend	-	28,336,000
	Tax Holiday Reserve	16,373,804	16,373,804
b)	Loan Fund	8,233,555	12,337,854
	Secured Loan	8,233,555	12,337,854
	TOTAL (a+b)	440,799,918	405,684,337
2.	APPLICATION OF FUND		
a)	Fixed Assets:	212,836,809	217,706,687
	Gross Block	447,199,110	446,545,058
	Less: Depreciation	234,362,301	228,838,371
b)	Current Assets:	251,149,862	207,087,647
	Stock & Stores	6,153,957	4,512,329
	Trade Debtors	198,114,074	148,501,911
	Advance, Deposit & Prepayment	40,396,085	42,737,209
	Investment	3,770,000	5,270,000
	Advance to Farmer	1,196,698	1,484,463
	Accrued Interest On Bond	725,625	799,425
	Cash & Cash Equivalent	793,423	3,782,310
c)	Current Liabilities:	31,798,103	27,721,347
	Short Term Liabilities	21,928,328	19,939,375
	Liability For Expenses	873,711	999,172
	Liabilities For Goods & Service	473,299	429,351
	Liabilities for Other Finance	331,654	339,574
	Income Tax Payable	8,191,111	6,013,875
d)	Net Current Assets (b-c)	219,351,759	179,366,300
e)	Deferred Expenses	8,611,350	8,611,350
	TOTAL (a+d+e)	440,799,918	405,684,337


Manager


Director


Managing Director

Place: Dhaka.



BEACH HATCHERY LTD.

an addition to the export

REF :

DATE :

BEACH HATCHERY LTD.
Income Statement
(Un-Audited)
For The Period Ended September 30, 2012

	<u>PARTICULARS</u>	Amount (Tk.)	Amount (Tk.)	Amount (Tk.)	Amount (Tk.)
		<u>30.09.2012.</u>	<u>30.09.2011.</u>	<u>July To September30, 2012</u>	<u>July To September30, 2011</u>
1	Turnover	111,567,482	135,543,608	21,318,303	21,660,383
2	Less: Cost of Goods Sold	39,951,798	48,528,303	3,984,127	9,717,569
3	Gross profit (1-2)	71,615,684	87,015,305	17,334,176	11,942,814
4	i) Less: Administrative Overhead	4,137,407	4,139,826	1,041,705	1,448,550
		67,478,277	82,875,479	16,292,471	10,494,264
	ii) Less: Selling & Distribution Overhead	23,282,854	23,188,929	1,149,883	4,680,855
5	Trading Profit (3-4)	44,195,423	59,686,550	15,142,588	5,813,409
6	Less: Financial Expenses	3,084,654	1,989,378	1,148,020	677,934
7	Operating Profit (5-6)	41,110,769	57,697,172	13,994,568	5,135,475
8	Add: Other Income	286,347	687,436	75,400	111,987
9	Net Profit Before Tax(7-8)	41,397,116	58,384,608	14,069,968	5,247,462
10	Less: Provision for tax	2,177,236	2,934,230	742,321	277,373
11	Net profit After Tax	39,219,880	55,450,378	13,327,647	4,970,089
12	Add: Retained Earning Brought Forward	65,276,679	37,388,311	91,168,912	87,868,600
13	Surplus Available for Distribution	104,496,559	92,838,689	104,496,559	92,838,689
	Retained Earnings Carried Forward	104,496,559	92,838,689	104,496,559	92,838,689

Earning per share


1.26

1.78

0.43

0.16


Manager
Place: Dhaka.


Director


Managing Director



BEACH HATCHERY LTD.

an addition to the export

REF :

DATE :

**BEACH HATCHERY LTD.
CASH FLOW STATEMENT
(Un-Audited)
For The Period Ended September 30, 2012**

	<u>PARTICULARS</u>	<u>Amount (Tk.) 30.09.2012.</u>	<u>Amount (Tk.) 30.09.2011.</u>
A.	<u>CASH FLOW FROM OPERATING ACTIVITIES :</u>	1,028,835	(1,658,354)
	i) Collection from Customers	56,376,945	82,557,638
	ii) Cash paid to suppliers	(31,977,644)	(54,555,818)
	iii) Operating exp. Cash Paid	(25,999,355)	(25,165,539)
	iv) Advance, Deposit & Prepayments	2,628,889	(4,494,635)
B.	<u>CASH FLOW FROM INVESTING ACTIVITIES:</u>	1,190,198	(919,137)
	Addition of Fixed Assets	(654,052)	(919,137)
	Security Bond Encashment	1,500,000	
	Investment In Bond	344,250	-
C.	<u>CASH FLOW FROM FINANCING ACTIVITIES</u>	(5,207,920)	(60,802)
	Loan	(5,200,000)	-
	Dividend Paid	(7,920)	(60,802)
	NET INCREASE/(DECREASE) IN CASH (A+B+C)	(2,988,887)	(2,638,293)
	Cash & Bank Balance at opening	3,782,310	4,793,226
	Cash & Bank Balance at closing	793,423	2,154,933


Manager

Place: Dhaka.


Director


Managing Director



BEACH HATCHERY LTD.

an addition to the export


REF :

DATE :

**BEACH HATCHERY LTD.
STATEMENT OF CHANGES IN EQUITY
As on 30.09.2012.
(Un-Audited)**

PARTICULARS	Share Capital	Tax Holiday Reserve	Proposed Stock Dividend	Retained Earnings	Total
Balance at 1st January 2011.	246,400,000	16,373,804	36,960,000	37,388,311	337,122,115
Issued Bonus Share	36,960,000		(36,960,000)		-
Net Profit For half year ended				55,450,378	55,450,378
Transfer to Texholiday reserve		-			-
Balance as on 30th Sept, 2011.	283,360,000	16,373,804	-	92,838,689	392,572,493
Balance at 1st January, 2012	283,360,000	16,373,804	28,336,000	65,276,679	393,346,483
Issued Bonus Share	28,336,000		(28,336,000)		-
Net Profit For the Period				39,219,880	39,219,880
Transfer to Texholiday reserve		-			-
Balance as on 30th Sept. 2012.	311,696,000	16,373,804	-	104,496,559	432,566,363


Manager


Director


Managing Director

Place: Dhaka.